

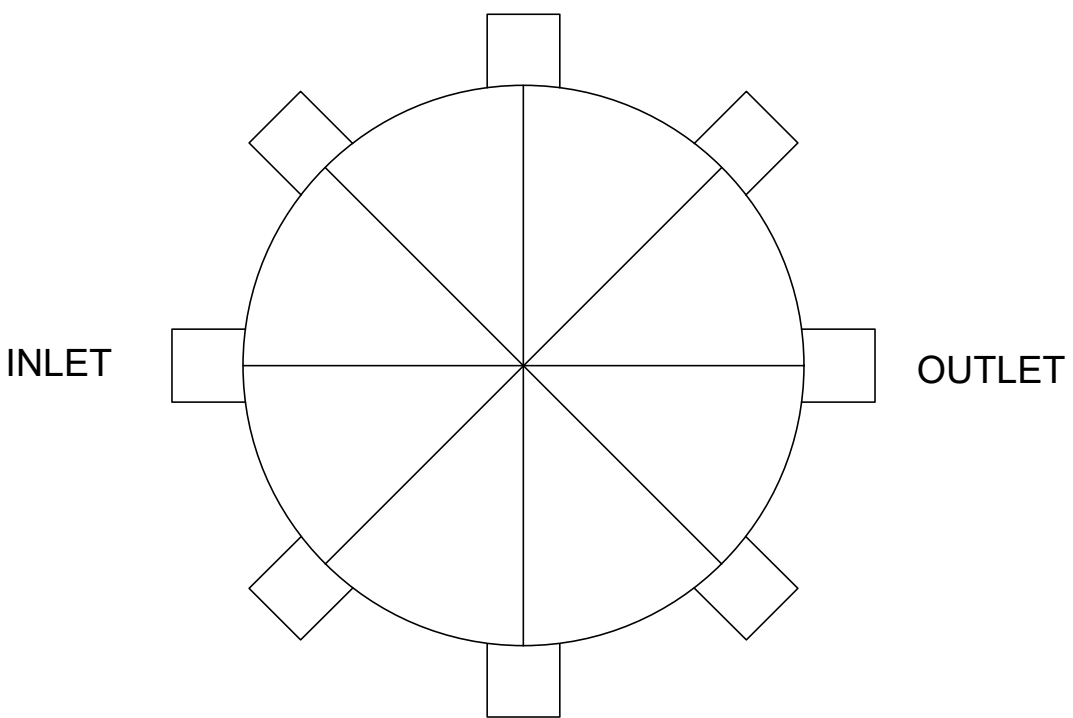
4

3

2

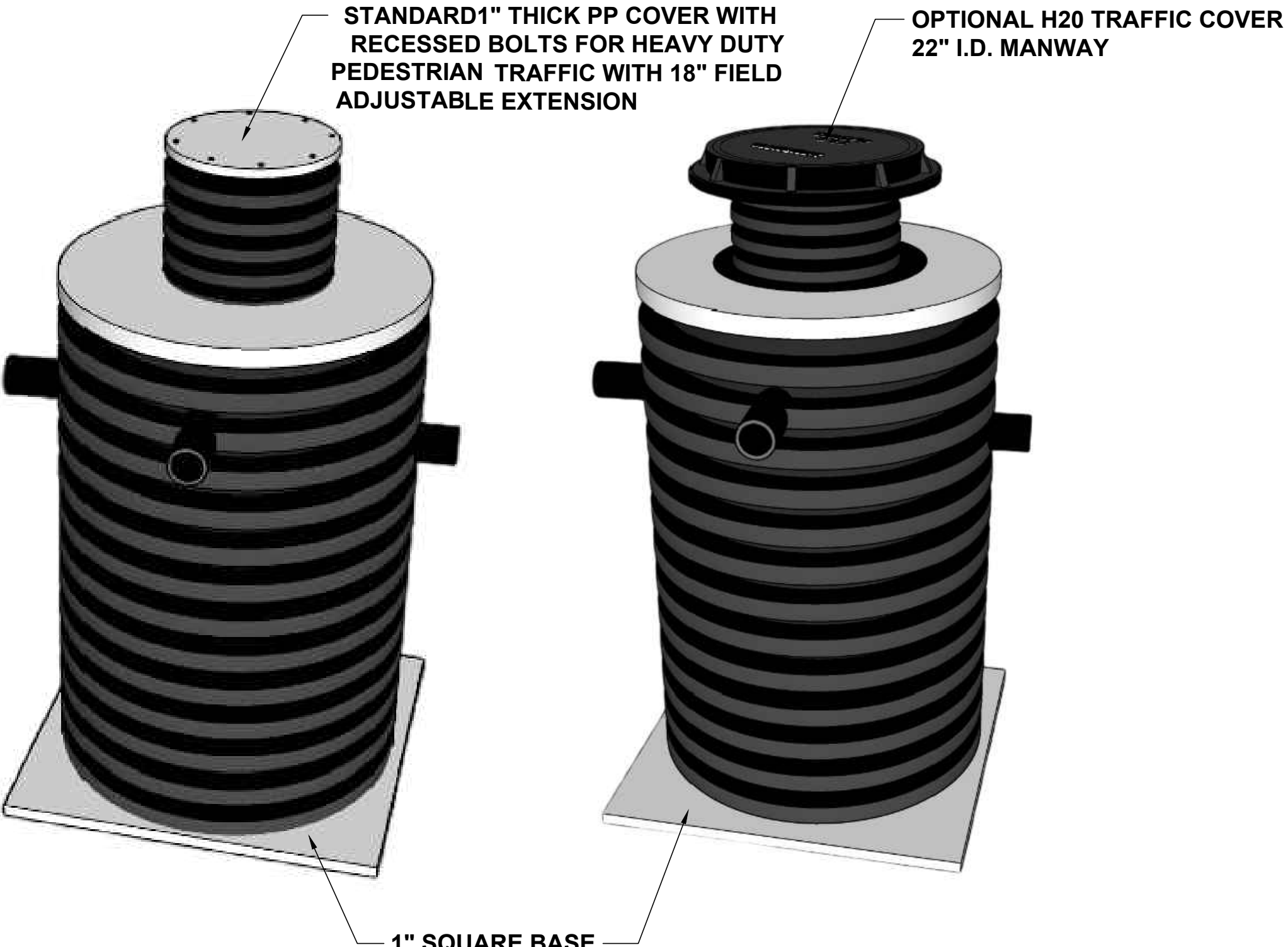
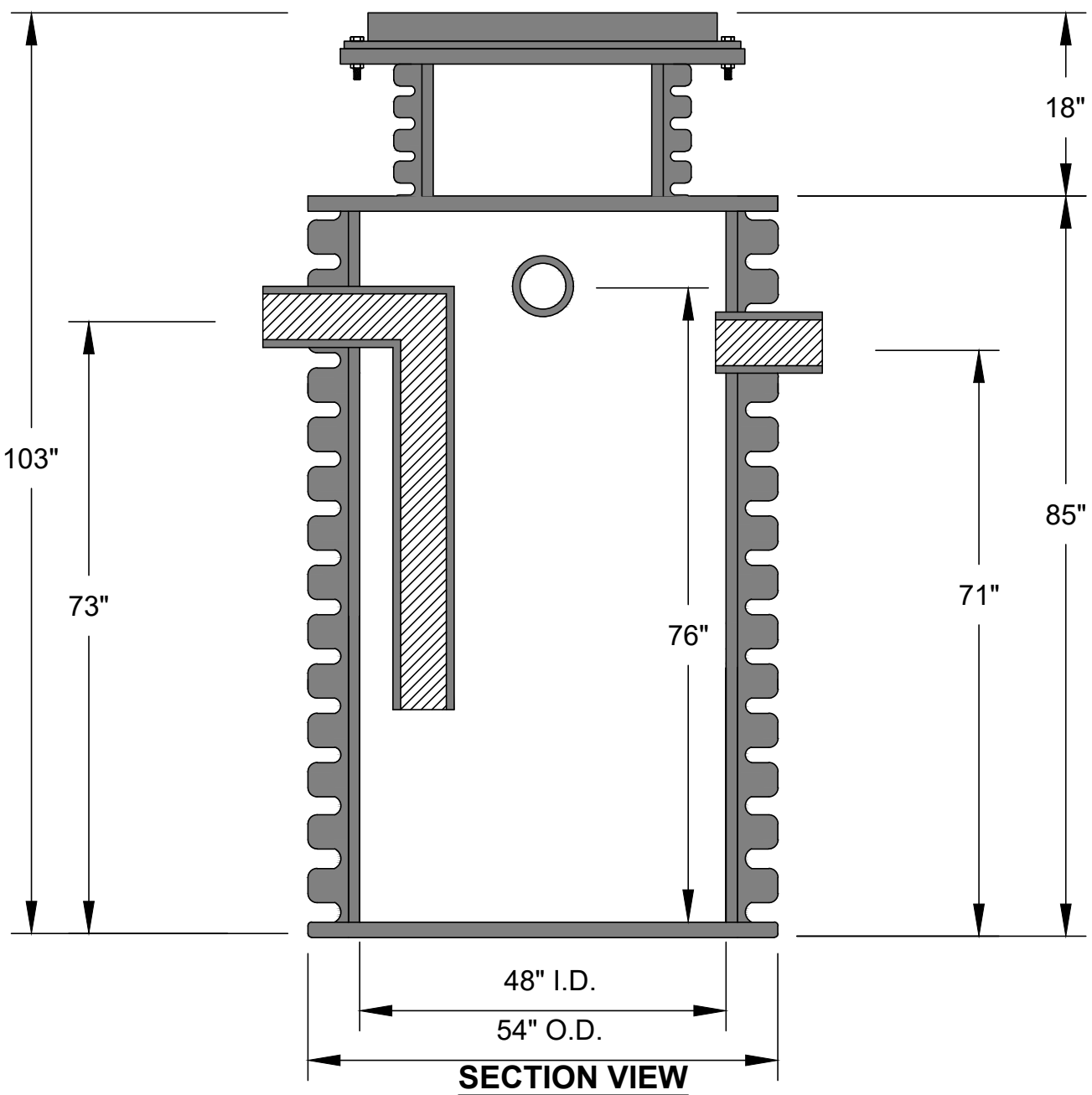
1

TOP VIEW STANDARD FITTING LOCATIONS SHOWN. PLEASE CIRCLE CHANGES ON TOP VIEW



	FITTING SIZE	FITTING TYPE (MPT OR PLAIN END)	FITTING CENTERLINE	FITTING CENTERLINE (IF DIFFERENT THAN STANDARD)
INLET			73"	
OUTLET			71"	
VENT (IF NEEDED)			76"	

OPTIONS (CIRCLE)	
EXTENSION TO GRADE	_____ (FILL IN HEIGHT REQUIRED FROM BASE TO TOP OF COVER)
HD COVER	1" THICK POLYPROPYLENE COVER FOR HEAVY PEDESTRIAN TRAFFIC
VEHICULAR TRAFFIC COVER	TC-H20



A

A

TANK GALLON CAPACITY: <b>650</b>	WELDED BY:	UNLESS STATED OTHERWISE DIMENSIONS ARE IN INCHES	MATERIAL: HDPE			TITLE: <b>NTB-650 / HDPE DIRECT BURIAL TANK</b>	NTB SERIES	REV:	<b>T&amp;C PLASTICS</b> WWW.TANDCPLASTICS.COM 732-780-5300	
TANK GALLON CAPACITY WITH LIMESTONE: <b>183</b>	COMPLETED BY:		WEIGHT [lb]: <b>375 LBS.</b>	NAME	DATE			SHEET 1 OF 1		SIZE:
LIMESTONE REQUIRED: <b>9,000 LBS.</b>	REVIEWED BY:		DO NOT SCALE DRAWING	CHECKED				SCALE: 1:2		

THE INFORMATION CONTAINED IN THIS DRAWING IS THE SOLE PROPERTY OF TOWN & COUNTRY PLASTICS LLC. ANY REPRODUCTION IN PART OR AS A WHOLE WITHOUT THE WRITTEN PERMISSION OF TOWN & PLASTICS LLC IS PROHIBITED.

4

3

2

1