

Location: _____

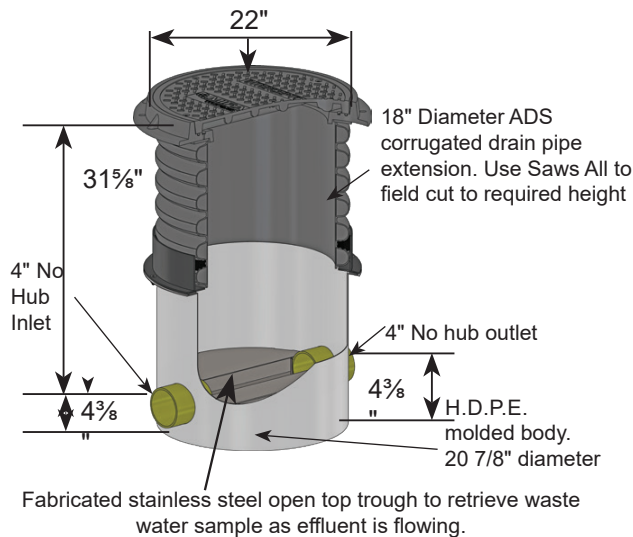
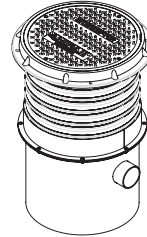


BELOW GROUND SAMPLE PORTS FOR XL & SS INTERCEPTORS

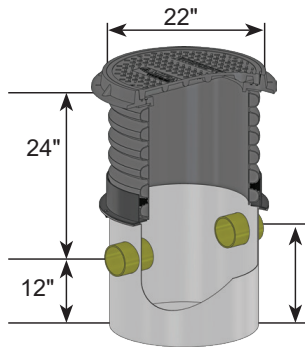
Specification: Town & Country Plastics Interceptor Sample port with H-20, 20,000 lbs. load rated lid and corrugated ADS pipe extension to meet the finished grade. Complete with 20 7/8" diameter body and 4" no hub inlet and outlet connections.

Function: Several areas require the use of sampling ports to provide the local authorities an opportunity to retrieve and test waste water discharged from the grease interceptor to ensure that the FOG contained within the effluent is within requirements.

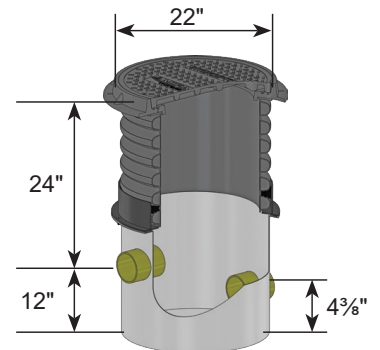
For use with XL and SS Series Interceptors



XL-SP-L



XL-SP



XL-SP-OF

Model No.	Description
XL-SP	External sampling port - inline high connections
XL-SP-L	External sampling port - inline low connections
XL-SP-OF	External sampling port - offset

CALIFORNIA PROPOSITION 65 WARNING. This product contains chemicals known to the State of California to cause cancer and birth defects or other reproductive harm.

Job Name: _____

Page No: _____

Section No: _____

Contractor: _____

Schedule No: _____

Purchase Order No: _____