

4

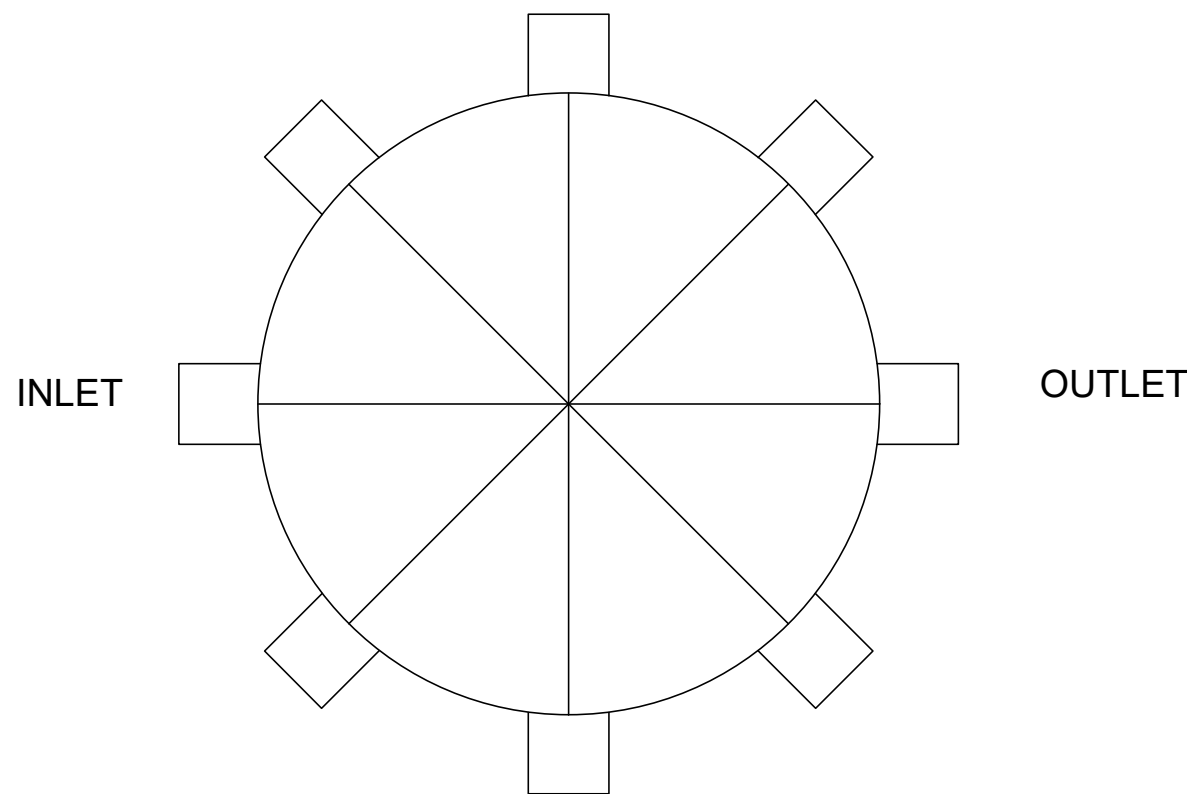
3

2

1

**TOP VIEW**

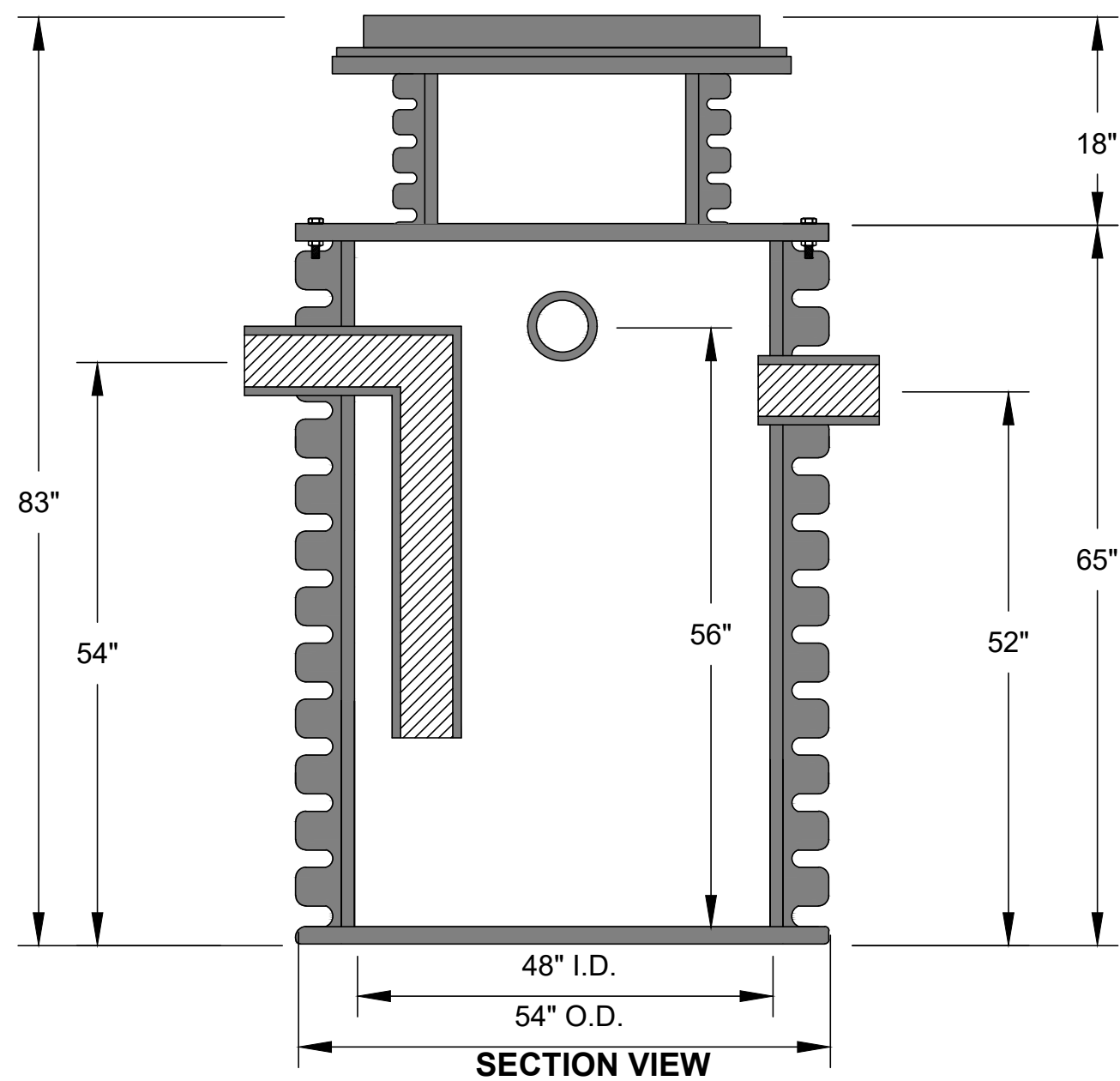
**STANDARD FITTING LOCATIONS SHOWN.  
PLEASE CIRCLE CHANGES ON TOP VIEW**



	FITTING SIZE	FITTING TYPE (MPT OR PLAIN END)	FITTING CENTERLINE	FITTING CENTERLINE (IF DIFFERENT THAN STANDARD)
INLET			54"	
OUTLET			52"	
VENT (IF NEEDED)			56"	

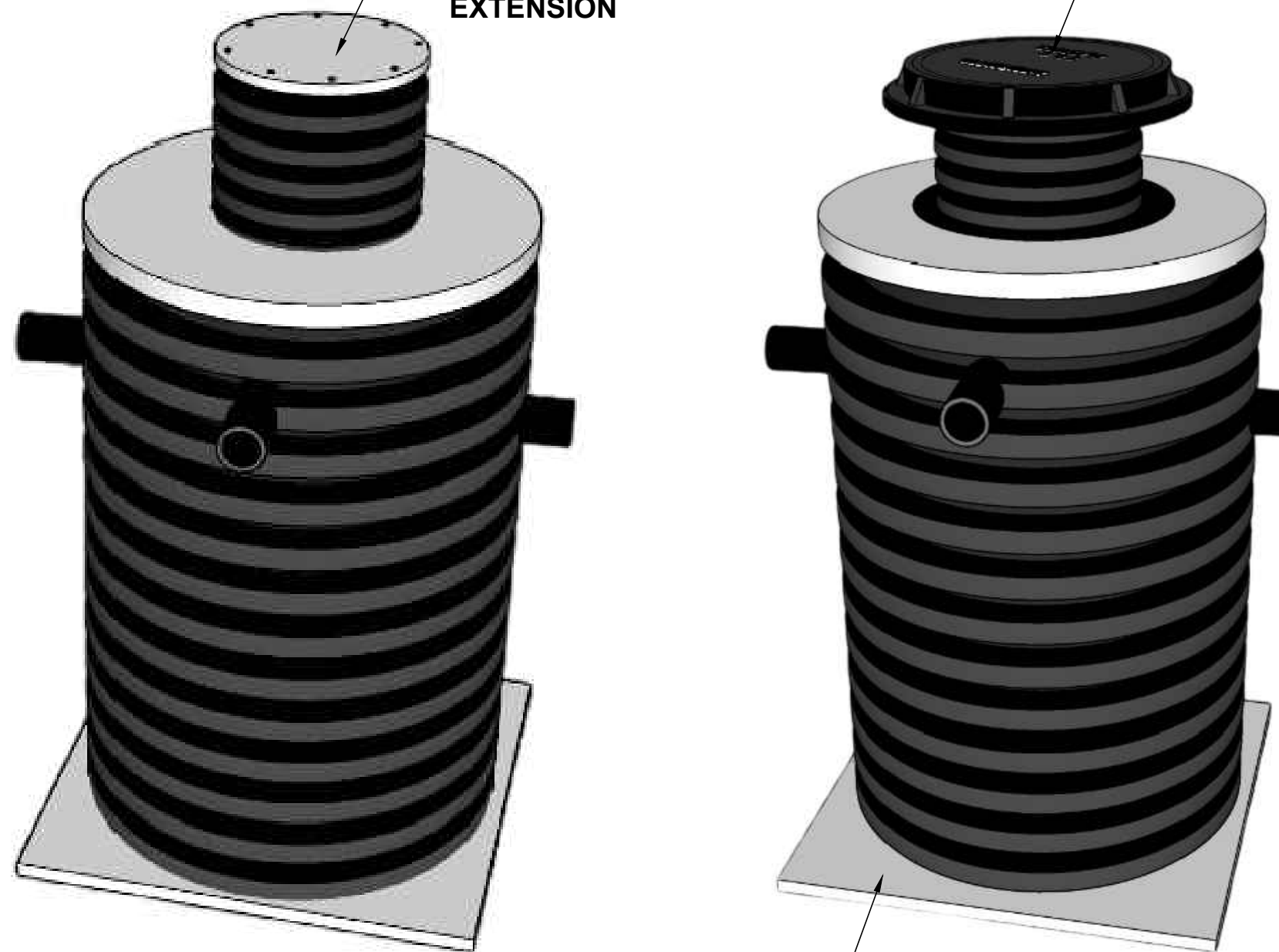
OPTIONS (CIRCLE)	
EXTENSION TO GRADE	_____ (FILL IN HEIGHT REQUIRED FROM BASE TO TOP OF COVER)
HD COVER	1" THICK POLYPROPYLENE COVER FOR HEAVY PEDESTRIAN TRAFFIC
VEHICULAR TRAFFIC COVER	TC-H20

VENT (IF NEEDED)



1" THICK PP COVER WITH RECESSED BOLTS FOR HEAVY DUTY PEDESTRIAN TRAFFIC WITH 18" FIELD ADJUSTABLE EXTENSION

OPTIONAL H20 TRAFFIC COVER 22" I.D. MANWAY WITH 18" FIELD ADJUSTABLE EXTENSION



1" SQUARE BASE

TANK GALLON CAPACITY: <b>395</b>	WELDED BY:	UNLESS STATED OTHERWISE DIMENSIONS ARE IN INCHES	MATERIAL: HDPE			TITLE: <b>NTB-500 / HDPE DIRECT BURIAL TANK</b>	NTB SERIES	REV:	 WWW.TANDCPLASTICS.COM 732-780-5300
TANK GALLON CAPACITY WITH LIMESTONE: <b>132</b>	COMPLETED BY:		WEIGHT [lb]: <b>225 LBS.</b>	NAME	DATE	SHEET 1 OF 1	SIZE:		
LIMESTONE REQUIRED: <b>5,000 LBS.</b>	REVIEWED BY:		DO NOT SCALE DRAWING	CHECKED		SCALE: 1:2			

THE INFORMATION CONTAINED IN THIS DRAWING IS THE SOLE PROPERTY OF TOWN & COUNTRY PLASTICS LLC. ANY REPRODUCTION IN PART OR AS A WHOLE WITHOUT THE WRITTEN PERMISSION OF TOWN & PLASTICS LLC IS PROHIBITED.

4

3

2

1