

4

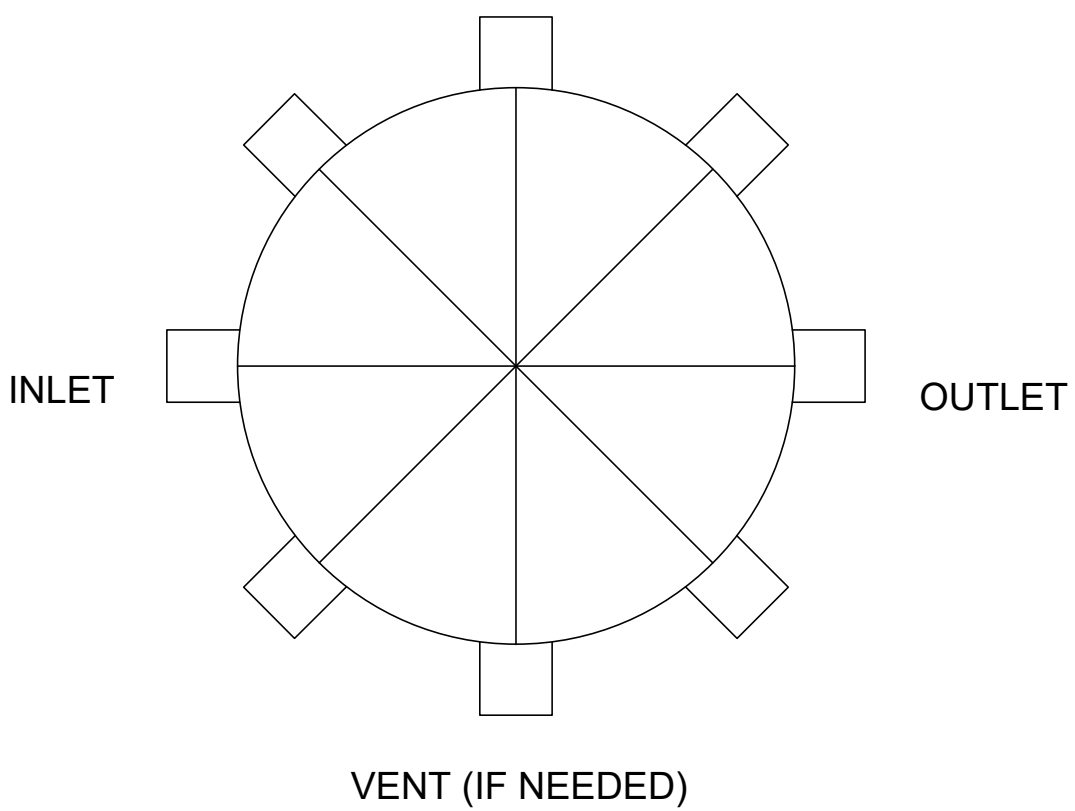
3

2

1

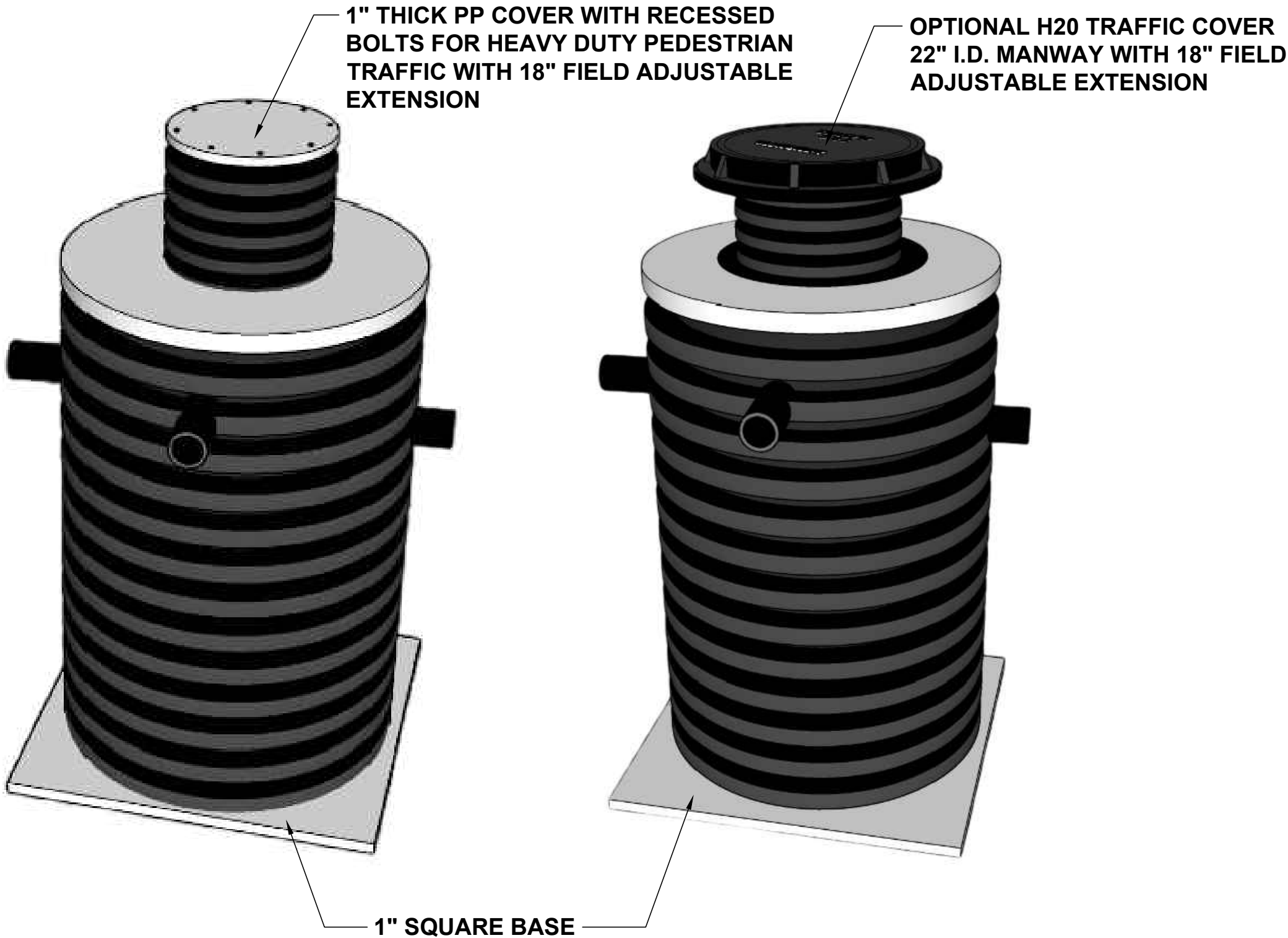
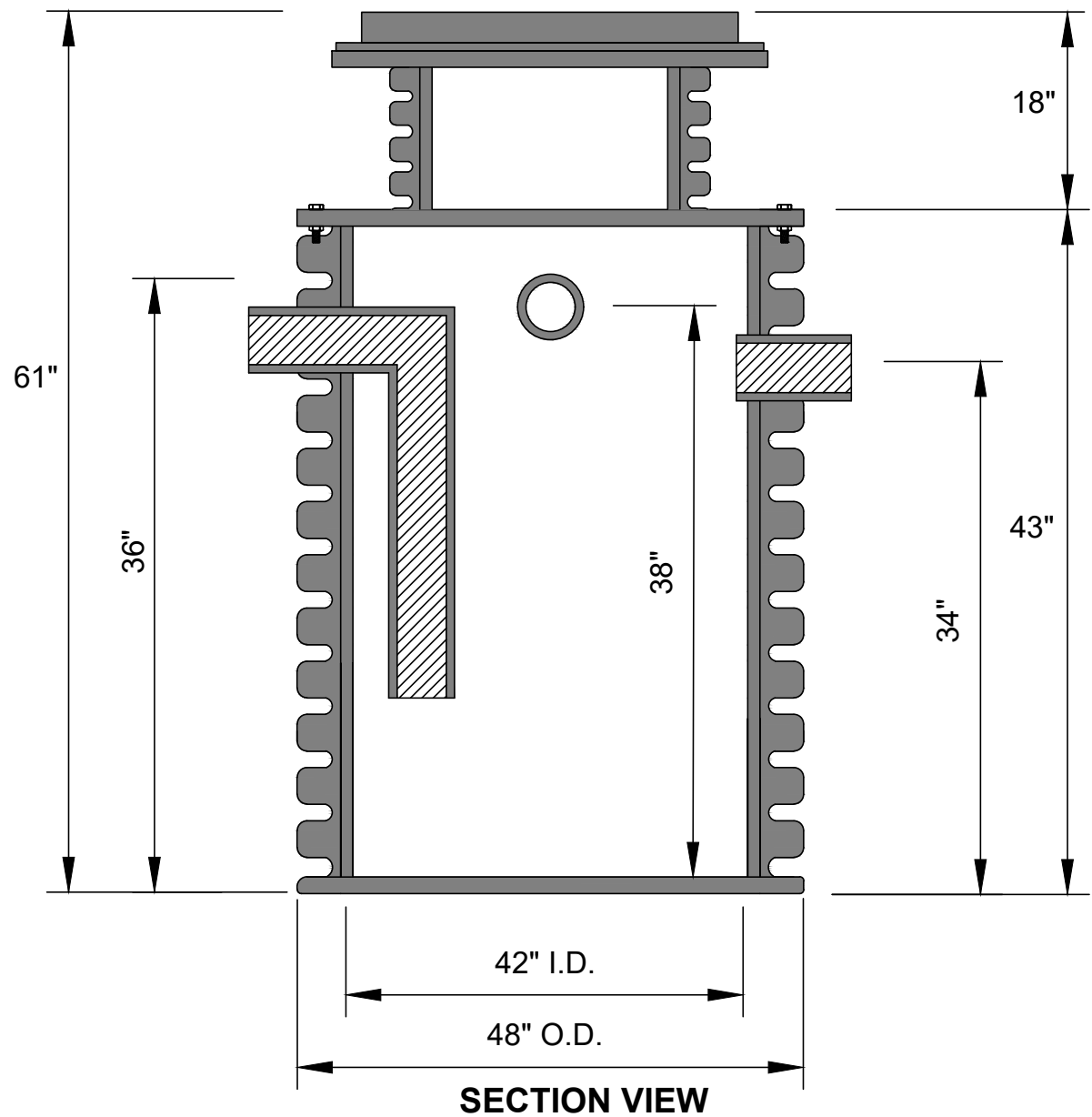
**TOP VIEW**

STANDARD FITTING LOCATIONS SHOWN.  
PLEASE CIRCLE CHANGES ON TOP VIEW



	FITTING SIZE	FITTING TYPE (MPT OR PLAIN END)	FITTING CENTERLINE	FITTING CENTERLINE (IF DIFFERENT THAN STANDARD)
INLET			36"	
OUTLET			34"	
VENT (IF NEEDED)			38"	

OPTIONS (CIRCLE)	
EXTENSION TO GRADE	_____ (FILL IN HEIGHT REQUIRED FROM BASE TO TOP OF COVER)
STANDARD HD COVER	1" THICK POLYPROPYLENE COVER FOR HEAVY PEDESTRIAN TRAFFIC
VEHICULAR TRAFFIC COVER	TC-H20



TANK GALLON CAPACITY: <b>250</b>	WELDED BY:	UNLESS STATED OTHERWISE DIMENSIONS ARE IN INCHES	MATERIAL: HDPE			TITLE:	NTB SERIES	REV:	 WWW.TANDCPLASTICS.COM 732-780-5300
TANK GALLON CAPACITY WITH LIMESTONE: <b>52</b>	COMPLETED BY:		WEIGHT [lb]: <b>225 LBS.</b>	NAME	DATE	<b>NTB-250 / HDPE DIRECT BURIAL TANK</b>	SHEET 1 OF 1	SIZE:	
LIMESTONE REQUIRED: <b>2,000 LBS.</b>	REVIEWED BY:		DO NOT SCALE DRAWING	DRAWN	DR	09/10/2022	SCALE: 1:2		
THE INFORMATION CONTAINED IN THIS DRAWING IS THE SOLE PROPERTY OF TOWN & COUNTRY PLASTICS LLC. ANY REPRODUCTION IN PART OR AS A WHOLE WITHOUT THE WRITTEN PERMISSION OF TOWN & PLASTICS LLC IS PROHIBITED.									

4

3

2

1