

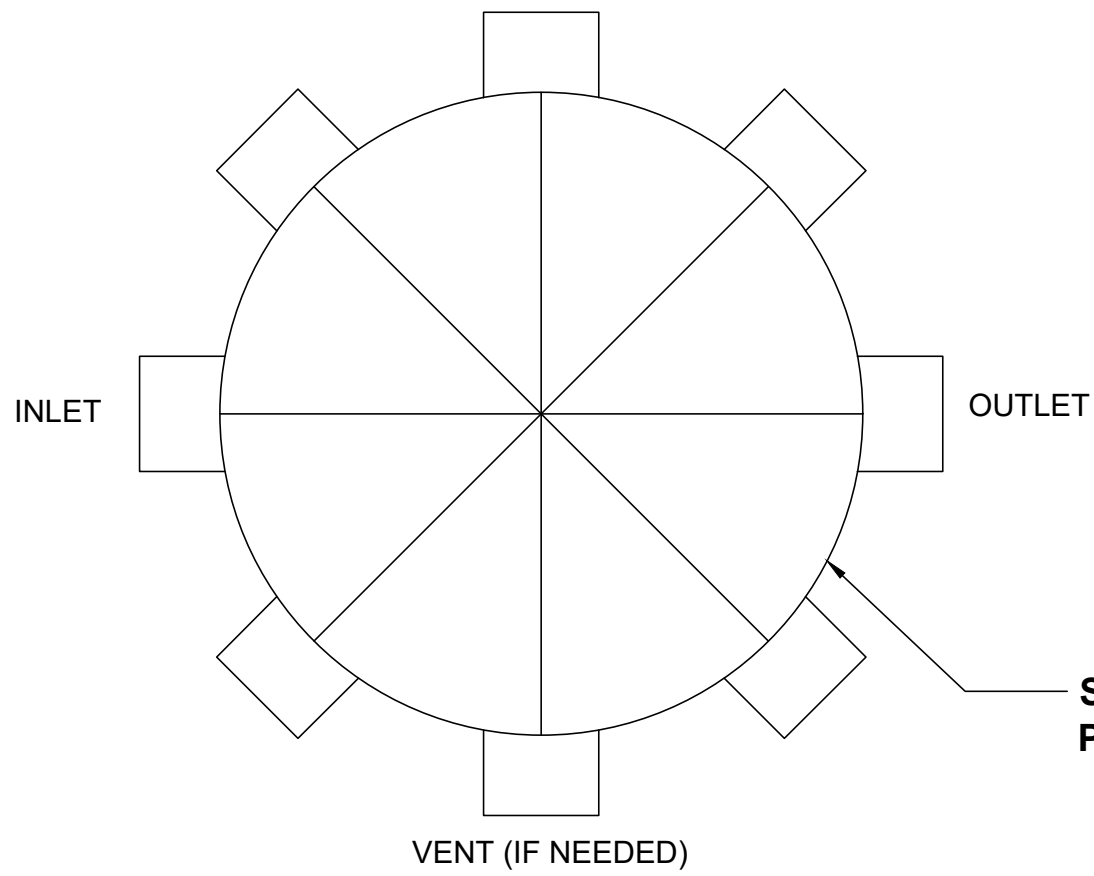
4

3

2

1

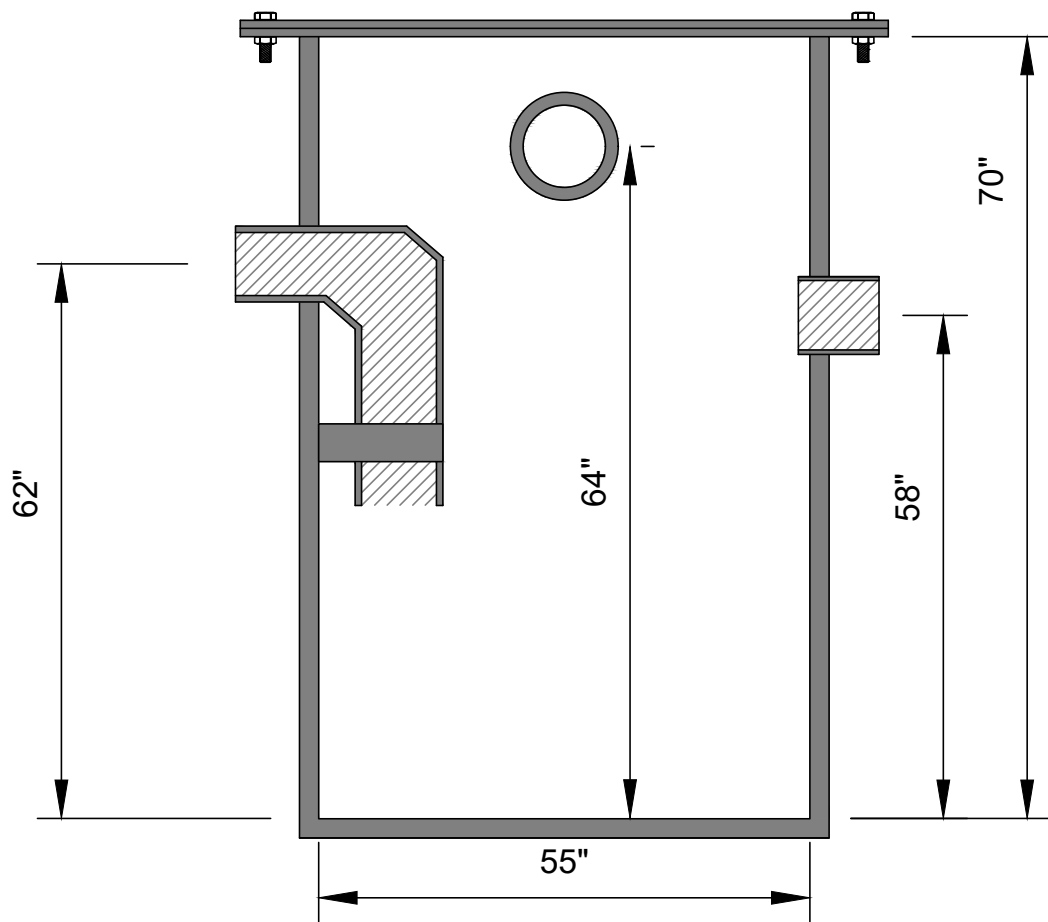
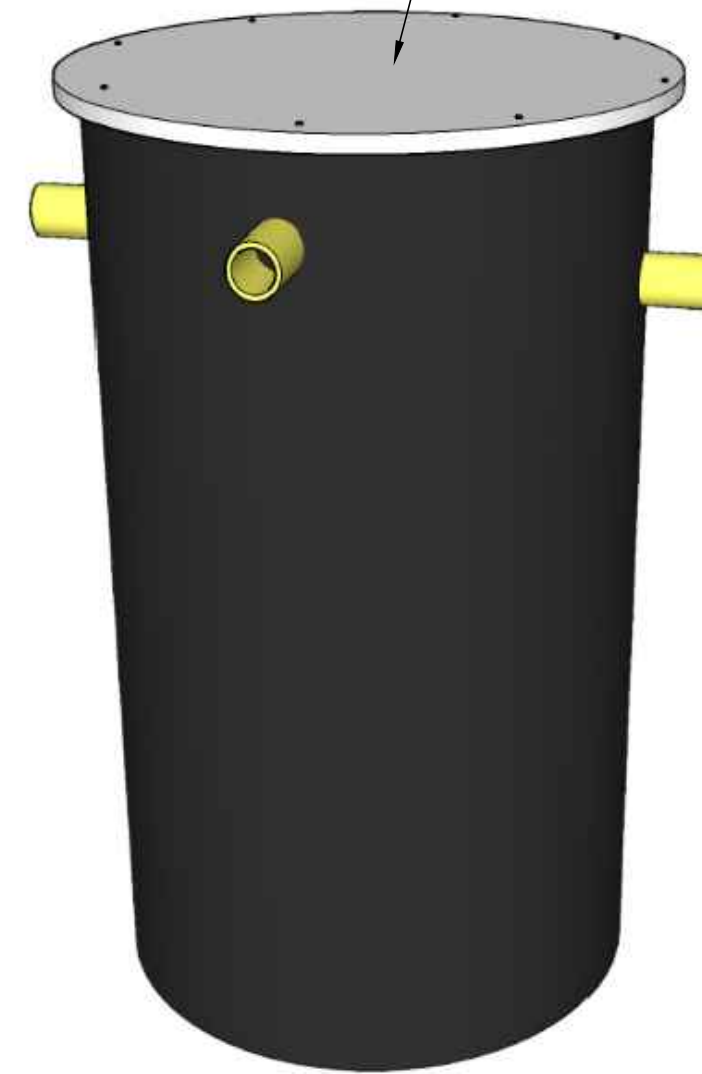
TOP VIEW



	FITTING SIZE	FITTING TYPE (MPT OR PLAIN END)	STANDARD FITTING CENTERLINES	FITTING CENTERLINE (IF DIFFERENT THAN STANDARD)
INLET			62"	
OUTLET			58"	
VENT (IF NEEDED)			64"	

STANDARD FITTING LOCATIONS SHOWN. PLEASE MAKE NECESSARY CHANGES ON TOP VIEW

BOLTED & GASKETED COVER



SECTION VIEW

TANK GALLON CAPACITY: 565	WELDED BY:	UNLESS STATED OTHERWISE DIMENSIONS ARE IN INCHES	MATERIAL: HDPE - ASTM 2148			TITLE: NT-700 HDPE NEUTRALIZATION TANK	NT SERIES	REV:	 T&C PLASTICS WWW.TANDCPLASTICS.COM 732-780-5300
TANK GALLON CAPACITY WITH LIMESTONE: 188	COMPLETED BY:		WEIGHT [lb]: 450 LBS.	NAME	DATE		SHEET 1 OF 1	SIZE:	
LIMESTONE REQUIRED: 9,100 LBS.	REVIEWED BY:		DO NOT SCALE DRAWING	DRAWN	DR		08/30/2022	SCALE: 1:2	
THE INFORMATION CONTAINED IN THIS DRAWING IS THE SOLE PROPERTY OF TOWN & COUNTRY PLASTICS LLC. ANY REPRODUCTION IN PART OR AS A WHOLE WITHOUT THE WRITTEN PERMISSION OF TOWN & PLASTICS LLC IS PROHIBITED.									

4

3

2

1

D

D

C

C

B

B

A

A